

TSE55 - Colour Touchscreen

Installation guide



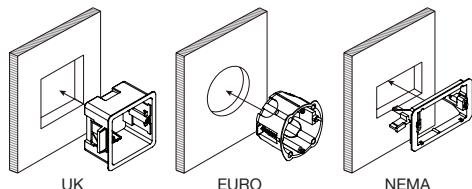
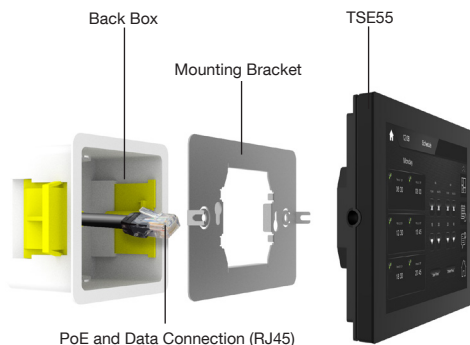
Planning the installation

TSE55 requires a minimum mounting depth of 20mm from the front wall surface plus room for cable/s. Power is supplied by Power Over Ethernet (PoE). PoE must meet the IEEE 802.3af standard. TSE55 connects to the local network via a hard wired Ethernet connection.

Installation

TSE55 has been designed to mount to a Standard UK single gang back box, a standard European single gang back box as well as a standard US NEMA single gang back box. Minimum depth: 47mm

The mounting frame, included with this unit, should be attached to the back box using the screws supplied with the back box.



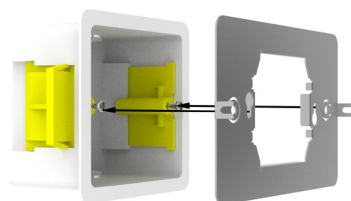
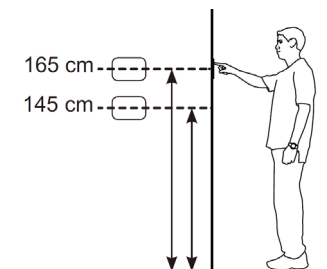
Installing the mounting frame

TSE55 includes a mounting frame that **MUST** be used for this installation.

Using the screws supplied with the backbox, mount the mounting bracket onto the back box

Mounting height


The recommend mounting height for the TSE55 is 145 cm -165 cm above the finished floor to the center of the unit.



Mounting the TSE55

Align the mounting frame hooks with the TSE55 mounting slots and gently push the TSE55 unit onto the mounting bracket.

Make sure the mounting hooks are properly engaged.



Tighten the 2 captive screws (one at each side) to secure the TSE55 to the mounting bracket



Powering Business Worldwide

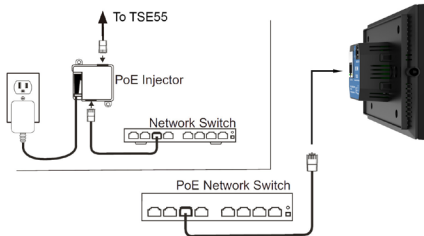
Power connection

TSE55 is designed to be powered over the Ethernet connection (PoE).

PoE Connection

PoE connection requires IEEE 802.3af standard. Utilise a network switch or PoE injector that meets this standard.

Connect the TSE55 using a standard CAT5E or CAT6 Ethernet cable from the network switch to the LAN/PoE jack on the back of the TSE55.



Connecting Ethernet

When not utilizing a PoE switch, it is recommended that you connect the TSE55 to a network switch via a PoE injector.

Utilizing a standard CAT5E or CAT6 network Ethernet cable connect to the LAN/PoE jack.

Removing the TSE55

Loosen the 2 captive screws on the TSE55 and pull away from the mounting frame to disengage the unit.



Specifications

Dimensions: 148mm W (5.8") x 87mm H (3.42")

Mounting depth: 22mm (0.86")

Display: 5.5" (139.7mm Diagonal)

Resolution: 1280 x 720

Network: 10/100/1000 Ethernet

Connections: LAN/PoE RJ-45

Power Requirements: PoE - IEEE 802.3af,
13W maximum draw (@48 V 270 mA max)

E&OE. Changes to the products, to the information contained in this document, and to prices are reserved; so are errors and omissions. © Eaton



Powering Business Worldwide

Eaton - Lighting Systems

Usk House, Lakeside, Llantarnam Park, Cwmbran, NP44 3HD, UK

T: +44 (0)1923 495495 F: +44 (0)1923 228796

E: LightingControlSolutions@eaton.com EatonLightingSystems.com