




Lighting controls for a connected world

You can get more out of your lighting system than you might think
...much more



Everyone needs lighting, and it's all around us, so what better way to manage your building performance than through your lighting control network.

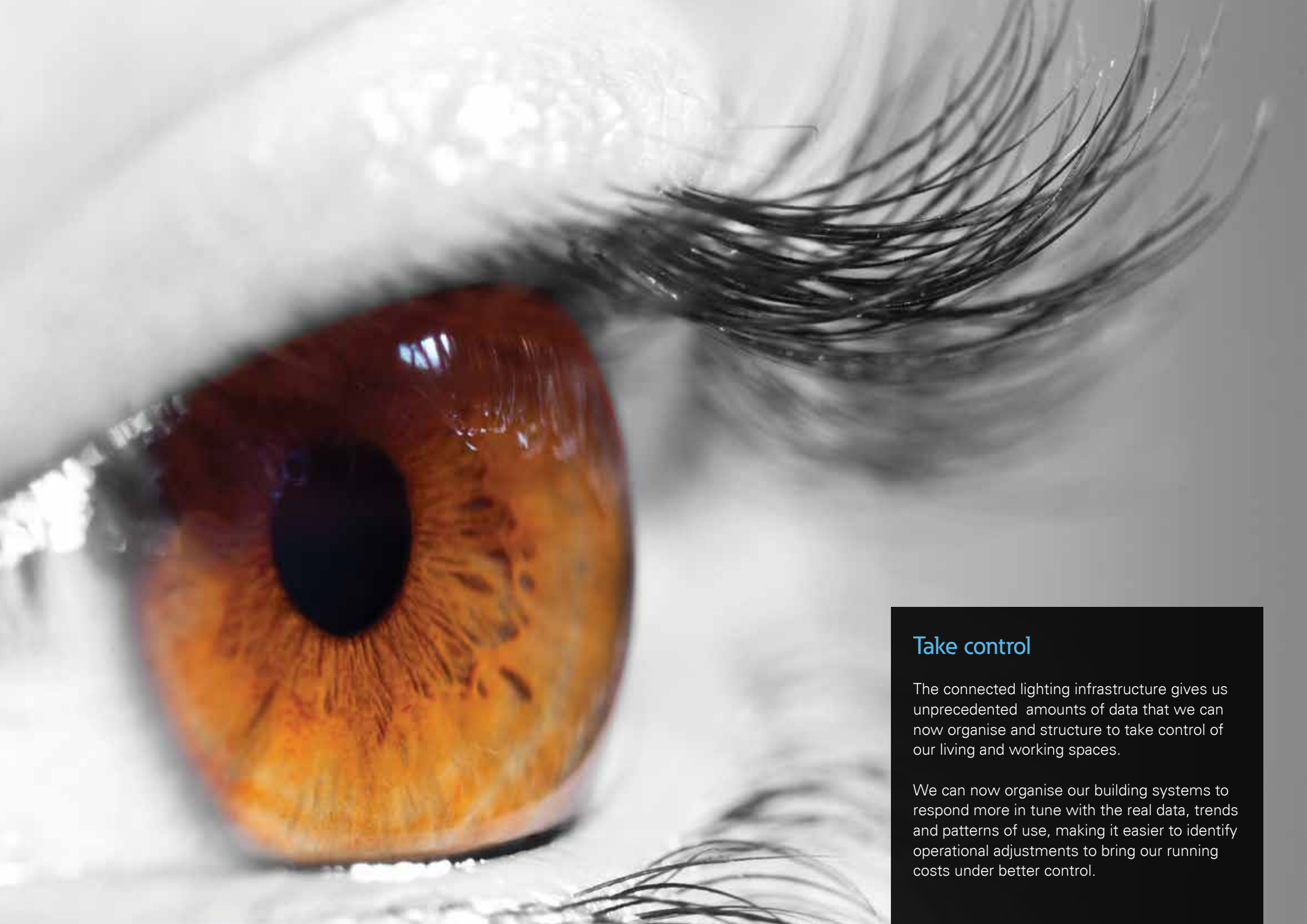
Collecting and processing the data on how your building is used empowers you to increase efficiency, optimise performance and be confident that you are delivering a comfortable living and working environment.

With the advancement of inter-connectivity between intelligent building control devices and the explosion in available data - its now time to expect more, a more interactive relationship with our building spaces, with our lighting, our heating, our workplaces and our homes.

Modern buildings should easily adjust to our changing ways of living and working, whilst costing less to install, set up and run.

Our lighting control systems automatically collect data on the way we use our living and working spaces. We automate reporting and compliance, and can now intelligently adjust our systems keeping them in tune. We start to know where our energy is used and when our systems need attention and servicing, so that we can enjoy a convenient comfortable environment alongside the energy control we expect.





Take control

The connected lighting infrastructure gives us unprecedented amounts of data that we can now organise and structure to take control of our living and working spaces.

We can now organise our building systems to respond more in tune with the real data, trends and patterns of use, making it easier to identify operational adjustments to bring our running costs under better control.

A clearer view of your living and working environment



Energy dials and graphic displays transform knowledge of energy use when placed in high circulation areas. Users become aware of their relative use of energy area by area.

Energy monitor graphs and reports permit comparative analysis of where energy is used over time, area by area with drill down options to examine deviations in more detail to help optimise the building performance strategy.

Control your costs



Adding presence and absence detection, daylight harvesting and creating building schedules builds a powerful portfolio of cost control strategies that will work in tune with your way of living and working.

Data on light levels, movements, run times and even temperature levels are gathered and stored in a local or remote database for reporting and analysis.

Intuitive operation



Users will value the simplicity of a button press to select lighting scenes, levels or even complex sequences of actions. Buttons may be customised or engraved with text and symbols to assist operation.

Graphical touch screens take user interaction to higher levels delivering control of wider spaces and specific areas.

Facility managers will value the graphical navigation through floor plans to control and manage their system.





Drive performance

Based on an intelligent network of sensors integrated within overhead lighting and around the building space we collect data across a range of parameters including light levels , temperature, movement etc .

Take your performance to the next level with data analytics delivering insights into the way you interact with your building.

Data driven reporting



Data sets build up, reflecting real usage over time - allowing us to optimise both the comfort and energy saving strategies in the building not just as originally designed but right over the changing life of the building, to deliver real on going returns on the building investment.

Schedules, alarms & alerts



Using the advanced scheduler and time clock keeps your building in tune with expected patterns of usage. Setting triggers for alarms and alerts keeps you aware of the things that really matter including where energy thresholds are exceeded or when maintenance is required eg. Lamp failure.

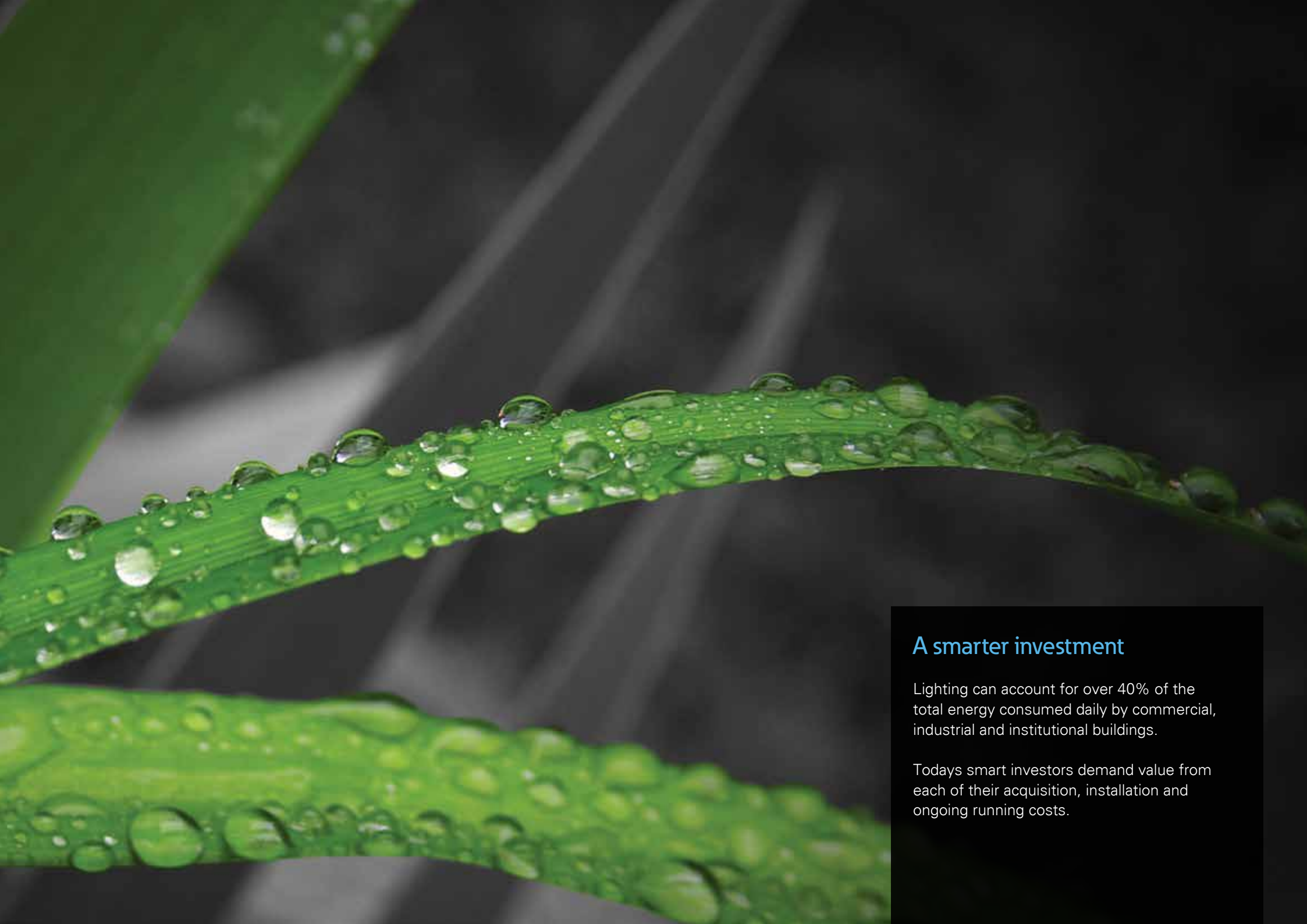
Analyse, automate and optimise



Self adjusting components optimise for daylight harvesting, temperature, presence and absence control as well as interacting with other systems eg. HVAC & BMS.

Access intuitive graphs at any time from any location showing trending reports for any space. Alerts may be generated based on data analysis of sensor time outs, space utilisation, patterns of use, preventative maintenance etc, to provide automated tools to adjust and improve system performance.





A smarter investment

Lighting can account for over 40% of the total energy consumed daily by commercial, industrial and institutional buildings.

Today's smart investors demand value from each of their acquisition, installation and ongoing running costs.

Lower capital outlay



A comprehensive range of feature rich DINrail devices or complete cabinets delivers a wide choice of power capacities and configurations to match our solutions to your expectations.

Low cost distributed intelligence networks provide the opportunity to scale a flexible, tailored solution to your immediate and future needs based on affordable standard system components.

Reduced installation cost



Reduce installation time and cost with easier wiring and built in testing as standard. Class leading hardware designs reduce component count and space requirements for additional savings.

System components support multiple control protocols including: DALI, DMX, Ethernet, RS232, RS485, BACnet, Modbus to simplify system integration


Intuitive commissioning software and apps cuts setup time by up to 50%.

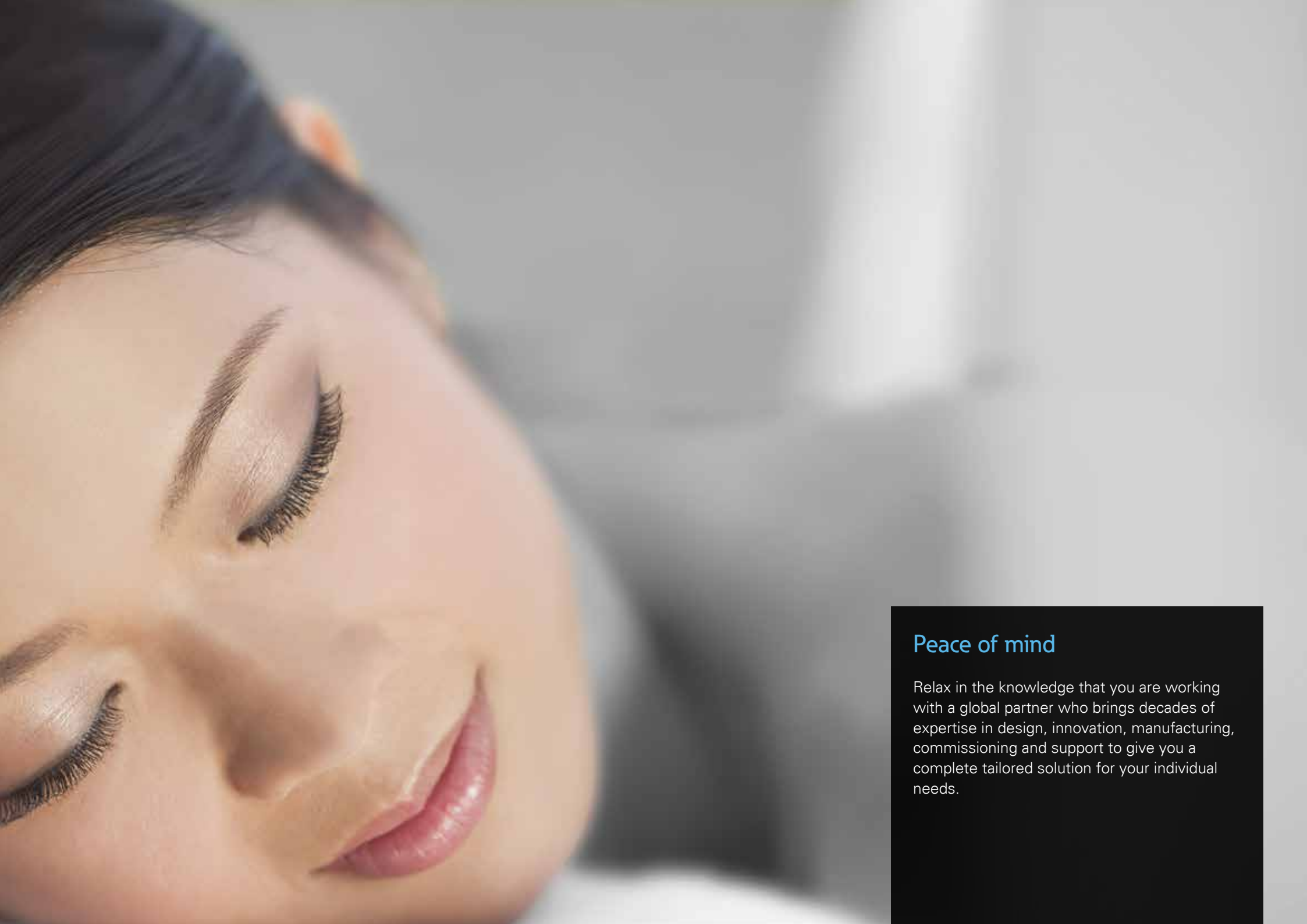
Reduced running cost



Monitoring and optimising energy use is the first step to reducing energy bills. Manual and automated adjustments in response to real time data drive further savings. Intelligent automated adjustments ensure optimal energy strategies continue to operate in the background.

Preventative and predictive maintenance reports provide additional savings when planned works reduce the need for emergency action. With these measures combined, energy savings of up to 70% can be achieved.





Peace of mind

Relax in the knowledge that you are working with a global partner who brings decades of expertise in design, innovation, manufacturing, commissioning and support to give you a complete tailored solution for your individual needs.

Reliability



For more than 40 years our team have led the way setting exacting standards of service. We pride ourselves on providing rapid response to enquiries, detailed quotations and AutoCAD system drawings as well as our helpful customer support, global network of experienced commissioning teams and flexible 24 hour maintenance contracts to complete the equation.

When installed, operated and maintained correctly, the iLight product range is designed to be durable and reliable. We take our CE compliance very seriously, utilising both in-house and independent test houses to ensure we comply. Eaton Lighting Systems is ISO9001:2008 accredited and we offer a 30 month warranty on all of our products when using iLight trained commissioning engineers.

Meet legislation



Lighting control networks improve BREEAM & LEED scoring for building sustainability. They contribute to energy reduction targets under the Climate Change Levy (CCL) and Carbon Reduction Commitment (CRC). They also help qualify for Enhanced Capital Allowance (ECA) applications. Delivers lighting control requirements under UK Building Regs - L2a & L2b and BRE: 498.

Scheduling and documenting emergency lighting tests makes compliance effortless.

Lifetime flexibility



With iLight's distributed intelligence design, the system can be expanded as the layout of the building adjusts over time. From simple systems for single floors, to building wide, site wide and enterprise scale solutions, our systems are fully scalable to suit any size application.

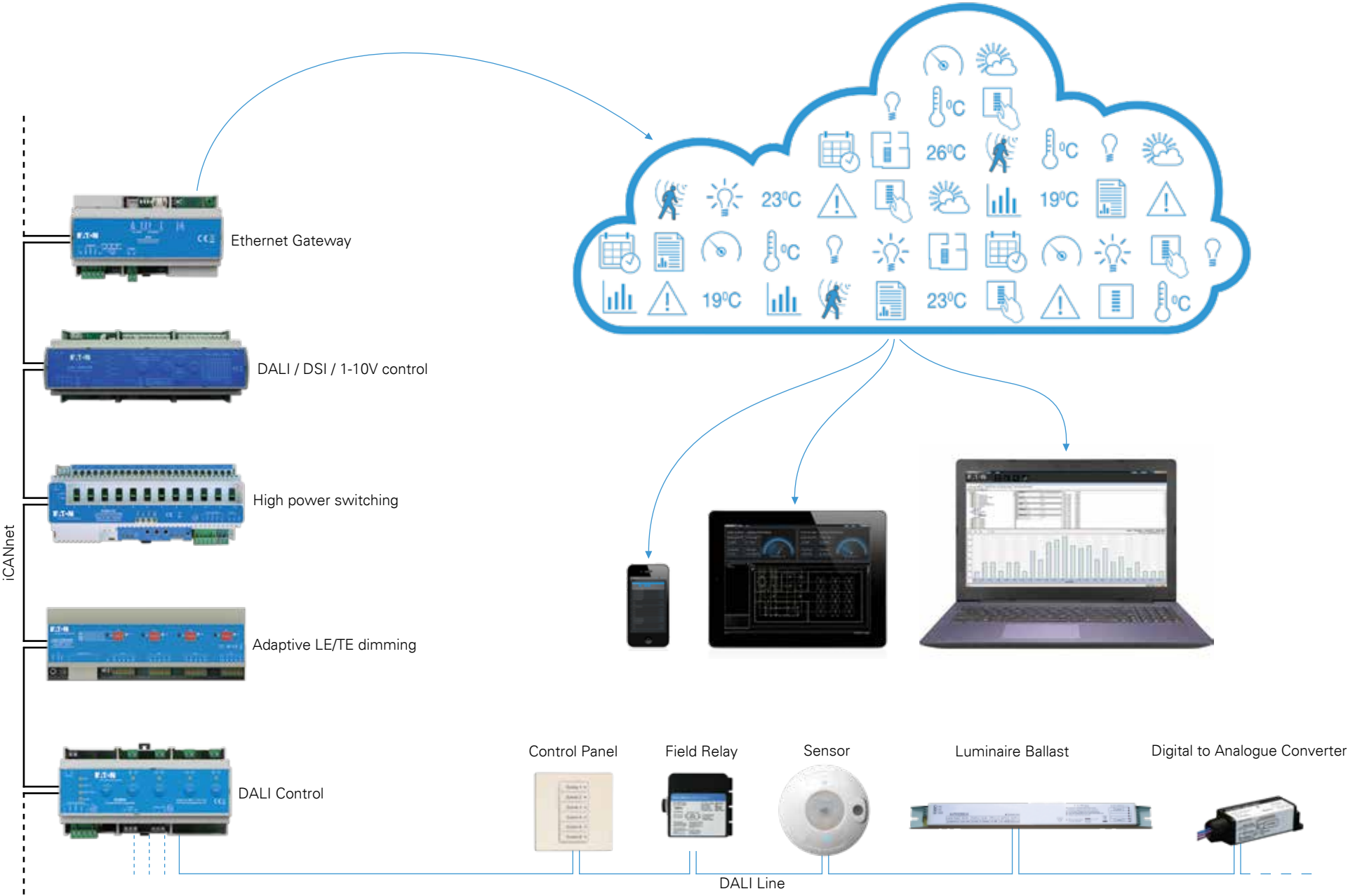
Intuitive graphical user interfaces make it easy to reprogram and adjust the system over the lifetime of the building.



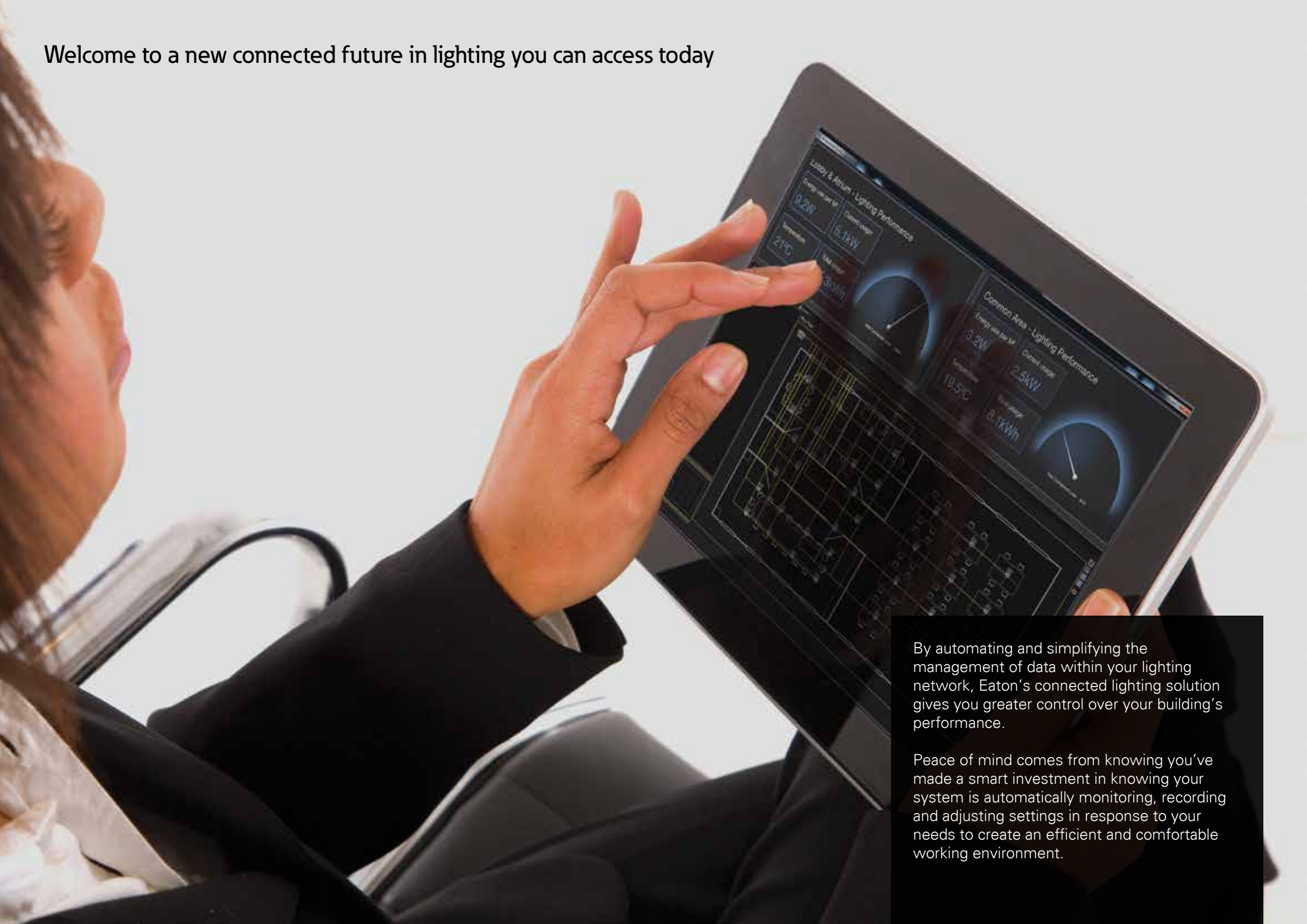


- Distributed network intelligence for secure fault tolerant operation.
- Fully scalable systems for design flexibility.
- Efficient control of all types of lighting loads.
- Energy saving built in with dimming, sensors and schedules to save energy and money.
- Simple ergonomic designs for greater user convenience.
- Custom engraving, layouts and graphics to suit site specific requirements
- Soft start technology reduces maintenance costs and increases lamp life.
- Connectivity with BMS and external systems delivers a complete building control solution.

With distributed intelligence, iLight control systems are flexible and fully scaleable




Welcome to a new connected future in lighting you can access today



By automating and simplifying the management of data within your lighting network, Eaton's connected lighting solution gives you greater control over your building's performance.

Peace of mind comes from knowing you've made a smart investment in knowing your system is automatically monitoring, recording and adjusting settings in response to your needs to create an efficient and comfortable working environment.



Contact Us

+44 (0)1923 495495

enquiries@iLight.co.uk

www.iLight.co.uk

Cooper Lighting Solutions
20 Greenhill Crescent,
Watford Business Park,
Watford, Herts, WD18 8JA. UK

© 2020 Cooper Lighting Solutions
All Rights Reserved

Connected Lighting Rev 1 0520

Changes to the products, to the information contained in this document, and to prices are reserved; so are errors and omissions.

iLight is a registered trademark.

All other trademarks are property of their respective owners.

