


FLT-DAC-DALI

DALI Digital to Analogue Converter

Key Features

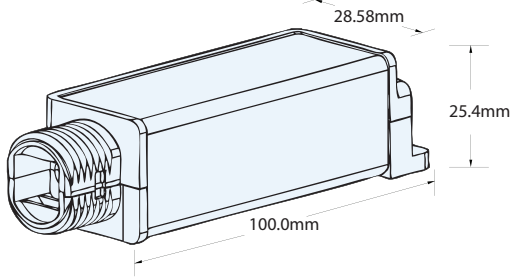
- Built-in relay and 1-10V current sinking interface used to integrate individual or a group of dimmable 1-10V ballasts/drivers to iLight's DALI lighting control system
- All DALI DAC's device settings (fade, scenes and groups) configured through the Fifth Light's Lighting Management software, eliminating the need for manual adjustments
- Automatic detection of the DALI Bus power loss with default to closed, i.e. on or 100% position
- Available for Class 1 or Class 2 wiring configurations
- Ultra low profile form factor designed to fit inside ballast compartment of most standard luminaires
- Easily mountable to fixture housing through standard knockout using supplied 90° elbow and mounting clip
- Powered by the DALI bus and only requires line in and line out connections. Neutral and earth connection not required
- Robust DALI communication interface withstands accidental connection to power lines (up to 347V)
- CE compliant to all relevant standards
- Designed and manufactured to ISO9001:2015 standards



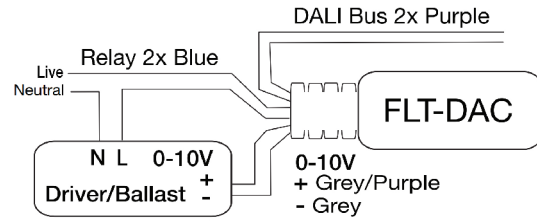
Overview

The DALI Digital to Analog Converter (DAC) is a lighting control device used to control any standard 1-10V current sourcing dimmable ballast/driver using Digital and Addressable Lighting Interface (DALI). It allows dimming control by converting DALI messages into 0-10V dimming signals and on/off control by leveraging the built-in relay.

Dimensions



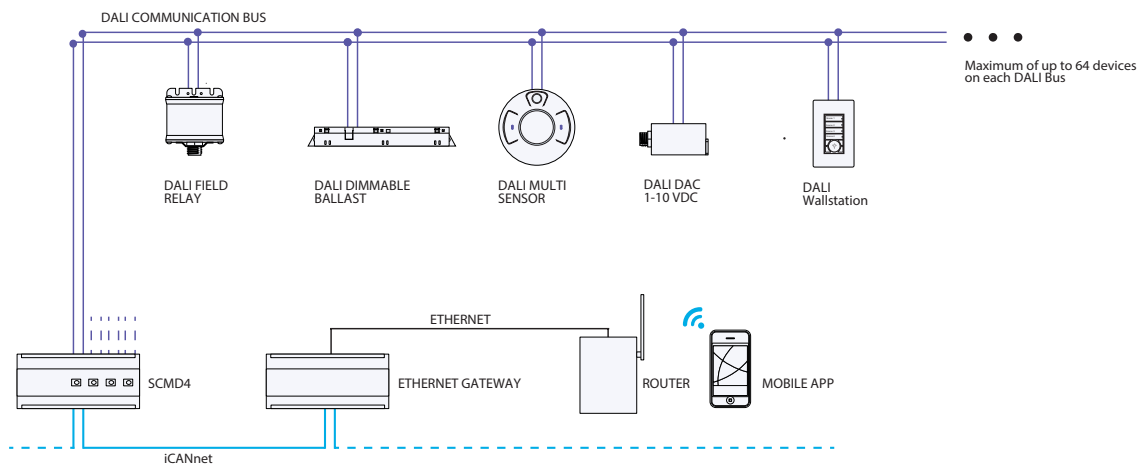
Wiring Diagram



Technical Information

Enclosure	Dimensions: 25.4mm x 100mm x 28.6mm
Environment	Temperature: 0°C to 40°C Relative Humidity: 10% to 90% (non-condensing) For indoor use only
Relay Output Specifications	Input Voltage: 120-480 VAC +/-10% Maximum Ballast/General Load: 4.5A @ 120-480 VAC Maximum Tungsten Load: 8A @ 120 VAC, 5.8A @ 240 VAC Input Frequency: 50/60 Hz
Control Specification	Communication Interface: Digital Addressable Lighting Interface (DALI) and Analog Dimming DALI Current Draw: 3.75mA Analog Dimming Current Draw: 0-10 VDC, 50mA max current sink only
Note: Upon first power up allow 4-6 seconds before sending DALI command	
Wiring	Relay: 18 AWG solid TFN non-polarized pair 0-10V Dimming: 18 AWG solid TFN polarized pair DALI Communication: 18 AWG stranded PTFE plenum rated non-polarized pair
Mounting	In fixture or junction box mounting only.
Standards	Manufactured in an ISO 9001 certified factory

Typical Schematic



Contact Us

+44 (0)1923 495495

enquiries@iLight.co.uk

www.iLight.co.uk

Cooper Lighting Solutions
20 Greenhill Crescent,
Watford Business Park,
Watford, Herts, WD18 8JA. UK

Changes to the products, to the information contained in this document, and to prices are reserved; so are errors and omissions.

iLight is a registered trademark.

All other trademarks are property of their respective owners.

© 2020 Cooper Lighting Solutions
All Rights Reserved

FLT-DAC-DALI Rev5 0520

