

User Interface - CLASSIC

Custom configuration order form



Name: _____	Company: _____
Project Name: _____	Address: _____
Telephone Number: _____	_____
Fax Number: _____	Completed By: _____
Email Address: _____	Date: _____

Plate Types	Series 3 (Screwless Fixing)	Series 2 (Screw Fixing)	Quantity	Button Colour	
	Tick if required	Tick if required		Black	White
Classic (Single Gang)	<input type="checkbox"/>	<input type="checkbox"/>	<input type="text"/>	<input type="checkbox"/>	<input type="checkbox"/>
Classic (Double Gang)	<input type="checkbox"/>	<input type="checkbox"/>	<input type="text"/>	<input type="checkbox"/>	<input type="checkbox"/>

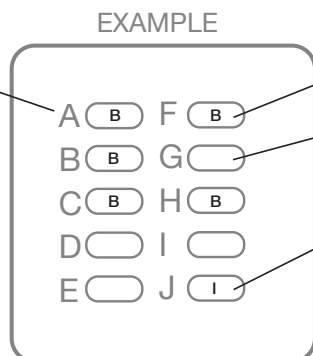
Please note:

- Custom button configurations attract custom charges (See Price List)
- Cancellation fees may apply.
- Not all configurations may be possible. iLight to advise against your request.
- Third Party plates are subject to confirmation.

Custom Plate Configuration

Blank out buttons required for your custom configuration on the relevant control plate drawing below and, if required, add symbol for Infra-Red of a programming point in the available location.

Button location reference letter



Button Required
(Add the character 'B')

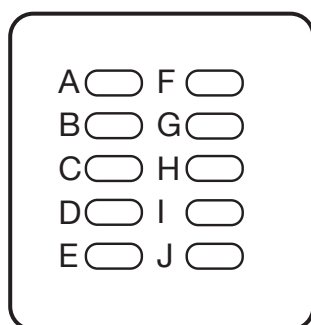
Button Not Required
(Leave blank)

Add the character 'I' if Infra-red receiver is required or

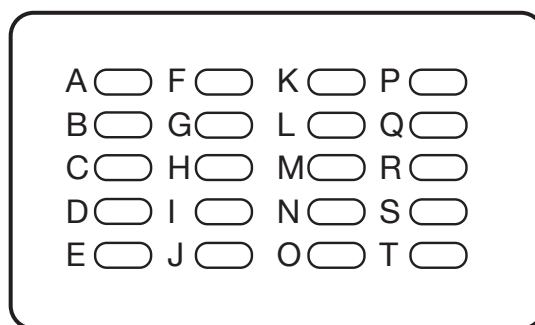
Add the character 'P' if a concealed programming point is required or

Add 'B' for a standard button

(Note: IR Location and programming point only available in button position 'J' or 'T')



Classic (Single Gang)



Classic (Double Gang)

Classic Plate Finishes

Tick if required

SS*	-	Satin Stainless Steel	<input type="checkbox"/>
PB*	-	Polished Brass	<input type="checkbox"/>
MS*	-	Mirror Stainless Steel	<input type="checkbox"/>
W*	-	White	<input type="checkbox"/>
SL	-	Satin Silver	<input type="checkbox"/>
MB	-	Matt Black	<input type="checkbox"/>
CW	-	Creamy White	<input type="checkbox"/>
SD	-	Satin Desert Brass	<input type="checkbox"/>
PD	-	Polished Desert Brass	<input type="checkbox"/>
DG	-	Desert Gold	<input type="checkbox"/>
LB	-	Light Bronze	<input type="checkbox"/>
AB	-	Antique Bronze	<input type="checkbox"/>
AR	-	Antique Brass	<input type="checkbox"/>
AC	-	Antique Copper	<input type="checkbox"/>
AS	-	Antique Silver	<input type="checkbox"/>
QZ	-	Quartz	<input type="checkbox"/>
BN	-	Bright Nickel	<input type="checkbox"/>
SN	-	Satin Nickel	<input type="checkbox"/>
YP**	-	Yellow Etched Primer	<input type="checkbox"/>

Custom Colour - Add RAL reference

* Usually in stock. Other finishes may require a longer lead time.
** Order 'Yellow Etched Primer' when requiring plates ready for self finishing.

Custom Button Engraving

Type will be centred within the button.

Enter character or symbol here (up to 5 per button)

A	<input type="text"/>	K	<input type="text"/>
B	<input type="text"/>	L	<input type="text"/>
C	<input type="text"/>	M	<input type="text"/>
D	<input type="text"/>	N	<input type="text"/>
E	<input type="text"/>	O	<input type="text"/>
F	<input type="text"/>	P	<input type="text"/>
G	<input type="text"/>	Q	<input type="text"/>
H	<input type="text"/>	R	<input type="text"/>
I	<input type="text"/>	S	<input type="text"/>
J	<input type="text"/>	T	<input type="text"/>

Button Illumination Colour

Classic control panel buttons include Blue LEDs as standard

To change to White LEDs - Tick Here:

Custom Plate Engraving

Please submit a drawing with this form showing clearly what type or symbols you require under each button.

Drawing Reference:

Please email drawings to: customerserviceCC@Eaton.com

Font Required:	<input type="text"/>	Standard Engraved:	<input type="checkbox"/>
Font Size:	<input type="text"/>	or Colour In-fill:	<input type="checkbox"/>
Font Weight:	<input type="text"/>	Colour (RAL):	<input type="text"/>

Tick if required

Please note: When ordering custom plates, listed above, with more than one standard finish and/or requirements for both Series 2 and Series 3 plate designs, separate forms will need to be used.

Please send completed form via email to: customerservicecc@cooperlighting.com

SOP ref. For internal office use.