

PPAD-C-HB-DALI-230V

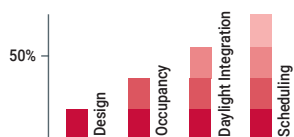
Ceiling mounted, high bay presence detector, DALI / DSI dimming

Key Features

- PIR Sensor: Detects movement within the unit's detection range, allowing load control in response to changes in occupancy.
- IR Receiver: Receives control and programming commands from an IR (infrared) handset.
- Light Level Sensor: Measures the overall light level in the detection area.
- Status LEDs.
- Power Input & Switched Output Connector (Channel 1)
Used to connect mains power to the unit and to connect a switched load.
- Dimmable Control Output Connector (Channel 2)
Used to connect DSI/DALI controllable ballasts and transformers for dimmable loads.
- Switch Input Connector:
Two input terminals can be used to manually override the dimming levels and override the lights on or off.
- Adjustable mask (supplied) for limiting beam direction.



Achievable Energy Savings



Code Compliance

- Improves BREEAM & LEED scoring for building sustainability.
- Contributes to energy reduction targets under Climate Change Levy (CCL) and Carbon Reduction Commitment (CRC).
- Qualifies for Enhanced Capital Allowance (ECA) applications.
- Delivers lighting control requirements under UK Building Regs - L2a & L2b and BRE: 498.

Overview

The PPAD-C-HB-DALI-230V is a stand alone mains voltage powered, ceiling mounted PIR (passive infrared) presence/absence detector which provides automatic control of lighting loads with optional manual control. The PPAD-C-HB-DALI-230V is a high sensitivity PIR detector suitable for high bay applications, such as warehouses and factories, and where high detection sensitivity is needed.

Output Channel 1 comprises a mains voltage relay capable of simple on/off switching, while Output Channel 2 provides dimmable control of either DALI or DSI type ballasts.

This unit can operate both in presence and absence mode as well as in response to ambient daylight levels.

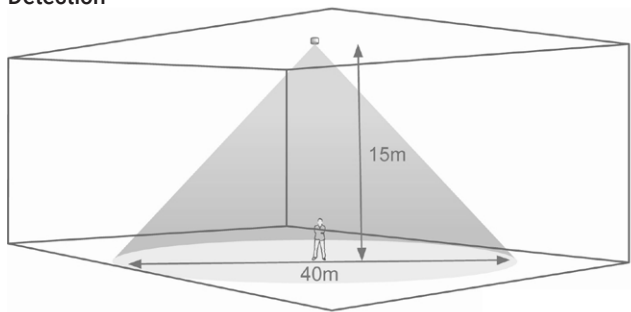
The flexibility of having two channels and two switch inputs allows the following example scenarios:

- Dim an outside row of luminaires whilst internal fittings are switched
- Provide absence detection for two separate channels
- Maintained illuminance system with manual up/down controls

Consult manual for further information.

All functionality is fully programmable using an IR handset (ordered separately).

Detection



Ideal for warehouses, atriums and high bay applications where daylight harvesting and minimum light levels are required.

Maximum recommended mounting height: 15m

Technical Specifications

Weight 0.2kg complete unit

Supply Voltage 230VAC +/- 10%

Frequency 50/60Hz

Circuit protection 10A

Maximum Load Channel 1 (switching): 10A of lighting and/or ventilation including incandescent, fluorescent, compact fluorescent, low voltage (by switching the primary of transformer). Derate load for LED in line with LED lamp manufacturer's instructions.

Channel 2 (dimming): Maximum number of DSI or DALI ballasts is 10 unless the relay is disabled then it is 20.

Power consumption: On - 800mW, Off - 299mW

Dimming output: Basic insulation only. Although low voltage, this is not an SELV output and should be treated as if mains potential. Use mains rated wiring.

Terminal Capacity: 2.5mm²

Temperature: -10°C to 35°C

Humidity 5 to 95% non-condensing

Material (casing) Flame retardant ABS and PC/ABS

Type Class 2

IP rating 40 without gasket. 65 with gasket (Supplied)

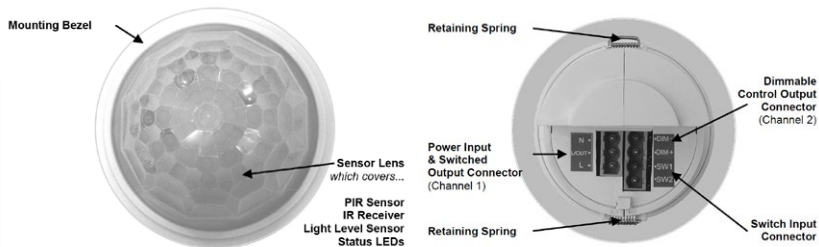
Compliance EMC-2004/108/EC LVD-2006/95/EC

Accessories

- SB-C: Surface Mounting Box
- SB-C-EX: Surface Mounting Box Extender
- SB-C-IP65: IP65 Rated Surface Mounting Box

Remote Control Programmers (ordered separately)

- HHIR-PROG: Hand held IR programmer control.
- HHIR-LCD-PROG: Advanced hand held IR programmer with LCD display.



Sensor functionality

Detection Mode

The Detection Mode can be set to behave in Presence or Absence mode:

- Presence: When movement is detected the sensor will automatically activate. When the area is no longer occupied the sensor will automatically de-activate after an adjustable time period.
- Absence: The sensor is manually activated. When the area is no longer occupied the sensor will automatically deactivate after the adjustable time period has elapsed.

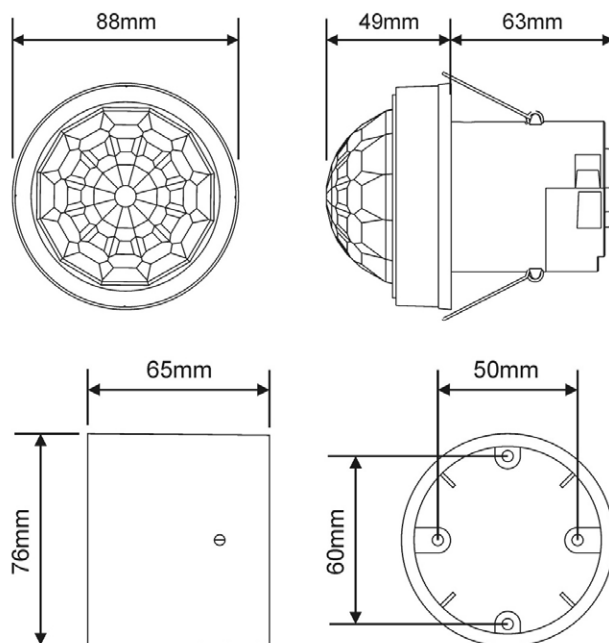
In either case, sensitivity to movement of the PIR sensor can be adjusted using the Sensitivity parameter.

HINT: To assist in setting the Sensitivity, turn on the Walk Test LED which will flash red when movement is detected.

Switch Level On/Off

- Occupancy detection can be made dependent on the ambient light level using the Lux On Level and Lux Off Level parameters.

Dimensions



Contact Us

+44 (0)1923 495495

enquiries@ilight.co.uk

www.ilight.co.uk

iLight
a brand of Cooper Lighting Solutions
Usk House, Llantarnam Park
Cwmbran, NP44 3HD, UK

Changes to the products, to the information contained in this document, and to prices are reserved; so are errors and omissions.

iLight is a registered trademark.

All other trademarks are property of their respective owners.