

PPD-C-230V

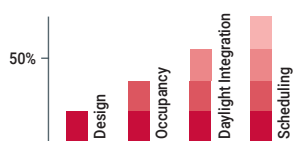
Ceiling mounted PIR presence detector

Key Features

- PIR Sensor: Detects movement within the unit's detection range, allowing load control in response to changes in occupancy.
- Adjustable sensitivity.
- Adjustable light level sensor: Measures the overall light level in the detection area for light level threshold switching.
- Status LEDs.
- Power Input & Switched Output Connector: Used to connect mains power to the unit and to connect a switched load.
- Programmed using adjustments on the sensor head.



Achievable Energy Savings



Code Compliance

- Improves BREEAM & LEED scoring for building sustainability.
- Contributes to energy reduction targets under Climate Change Levy (CCL) and Carbon Reduction Commitment (CRC).
- Qualifies for Enhanced Capital Allowance (ECA) applications.
- Delivers lighting control requirements under UK Building Regs - L2a & L2b and BRE: 498.

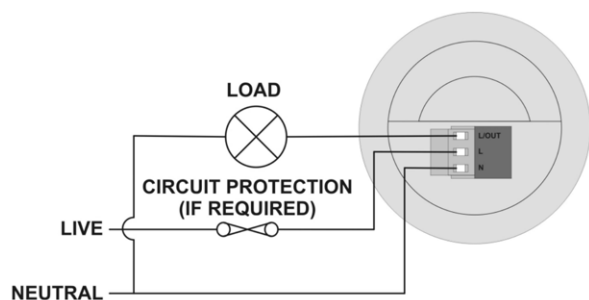
Overview

The PPD-C-230V is a stand alone mains voltage powered, ceiling mounted PIR (passive infrared) presence detector which provides automatic control of lighting, heating or ventilation loads. It detects movement using a PIR sensor to turn the load on. When an area is no longer occupied the load will switch off after an adjustable time out period.

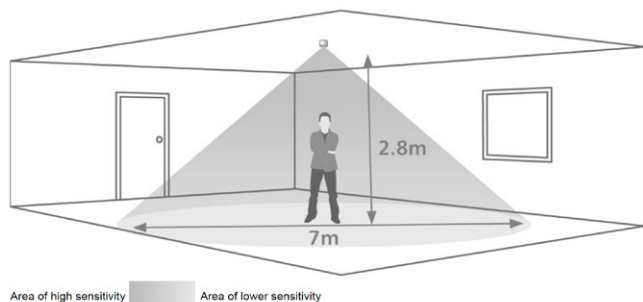
An adjustable internal light sensor provides additional energy saving in lighting applications. When an area is occupied lighting is only switched on when the level of natural light is below a preset level.

When the unit is first powered up the PIR sensor will always detect immediately regardless of whether the room is occupied.

Connection



Detection



Ideal for Smaller offices, toilets, circulation areas.

Maximum recommended mounting height: 3m

Technical Specifications

LOAD:

8 Amp resistive and incandescent lighting
6 Amp fluorescent lighting
3 Amp compact fluorescent lighting
3 Amp low energy lighting
3 Amp low voltage lighting (switch primary of transformer)
Derate load for LED in line with manufacturers instructions.
Fluorescent lighting (max 6 fittings recommended)
For fluorescent lighting total power factor correction capacitance must not exceed 40µF.
3 Amp fans and ventilation equipment
Switch SON lighting loads via a contactor

SUPPLY VOLTAGE: 220-240 Volts AC 50 Hz

TIME OUT PERIOD: Adjustable 10s to 30m

LIGHT LEVEL: Light to dark

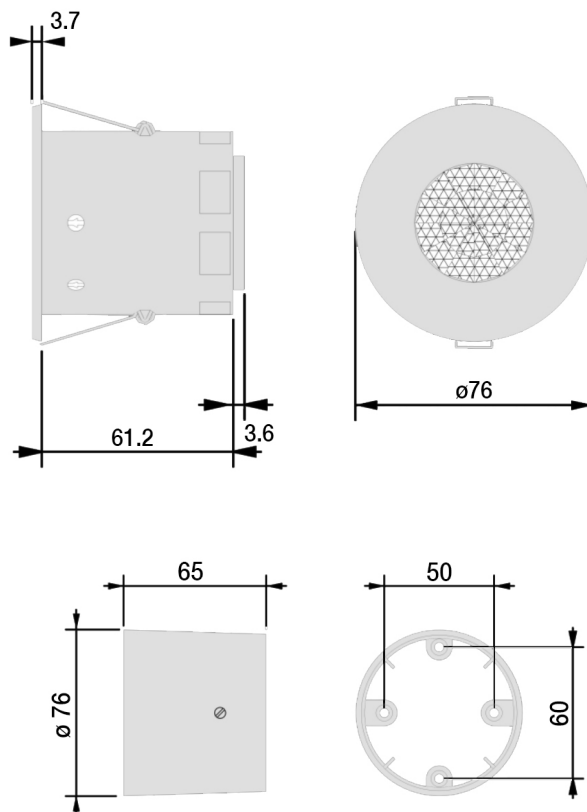
TERMINAL CAPACITY: 2.5 mm²

MATERIAL: Flame retardant ABS TYPE Class 2

TEMPERATURE: -10°C to 35°C

CONFORMITY: EMC-89/336/EEC LVD-73/23/EEC


Dimensions



Accessories

SB-C: Surface Mounting Box
SB-C-EX: Surface Mounting Box Extender

Set up



Contact Us

+44 (0)1923 495495

iLight
a brand of Cooper Lighting Solutions
Usk House, Llantarnam Park
Cwmbran, NP44 3HD, UK

© 2021 Cooper Lighting Solutions
All Rights Reserved

PPD-C-230V Rev5 0321

enquiries@ilight.co.uk

www.ilight.co.uk

Changes to the products, to the information contained in this document, and to prices are reserved; so are errors and omissions.

iLight is a registered trademark.

All other trademarks are property of their respective owners.