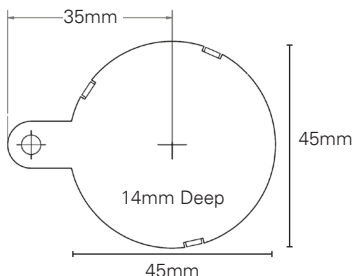


Introduction

The UIM (Mini Universal Interface) has 6 inputs which can be individually configured as analogue inputs, digital inputs or photoelectric cell inputs.

Press and Release actions can be defined individually for each of the inputs through software. This allows custom controls to be added to the iLight system.

Dimensions



Installation


The unit is ideally suited for push button or rocker switch control and can be installed directly within the back box or in any dry location, where ambient temperature and humidity are within the operating limits of the unit.

Warning

Since this is device is classed as SELV, segregation in accordance with local wiring regulations must be maintained.

Network Connection

iCAN network connections are made via the screw terminal block. The block has a 1.5mm² cable capacity and is labelled as follows:



Function	Network Cable Colours
+12Vdc	Red
CAN H	Blue
CAN L	White
0V	Black
Shield	Silver

It is not recommended to mix cable types in a single installation.


Network Cable

Maximum cable length: 500m

Devices per segment: 100
(without bridge or repeater)

Input Connections

Input connections are made via the 8 x 20cm coloured cables. It is not recommended to extend these input cables.



Analogue Mode Input

Supply: +12Vdc 50mA MAX

Input Range: 0V to +10Vdc

Input Impedance: 100K Ω

Resolution: 8 bit (0-255)

Digital Mode Input

Volt free contacts using a 47K Ω pull-up resistor to +5V

PE Cell Mode Input

(Variable Resistor to 0V)

Resolution: 8 bit (0-255)

Midpoint achieved with 94K Ω load

Environmental Data

Temperature Range: 0 to 50°C

Humidity: 90% non condensing

Pollution Category: 3

All products manufactured by Eaton Lighting Systems and identified with the iLight product series mark are warranted to be free from defects in material and workmanship and shall conform to and perform in accordance with Seller's written specifications.

This warranty will be limited to the repair or replacement, at Seller's discretion, of any such goods found to be defective, upon their authorized return to Seller. This limited warranty does not apply if the goods have been damaged by accident, abuse, misuse, modification or misapplication, by damage during shipment or by improper service.

There are no warranties, which extend beyond the hereinabove-limited warranty, INCLUDING, BUT NOT LIMITED TO, THE IMPLIED WARRANTY OF MERCHANTABILITY AND THE IMPLIED WARRANTY OF FITNESS.

No employee, agent, dealer, or other person is authorised to give any warranties on behalf of the Seller or to assume for the Seller any other liability in connection with any of its goods except in writing and signed by the Seller. The Seller makes no representation that the goods comply with any present or future federal, state or local regulation or ordinance. Compliance is the Buyer's responsibility.

The use of the Seller's goods should be in accordance with the provision of the National Electrical Code, UL and/or other industry or military standards that are pertinent to the particular end use. Installation or use not in accordance with these codes and standards could be hazardous.