






Name: _____	Company: _____
Project Name: _____	Address: _____
Telephone Number: _____	_____
Fax Number: _____	Completed By: _____
Email Address: _____	Date: _____

1 Select your colour: (choose only one)

White (W)	Black (B)
<input type="checkbox"/>	<input type="checkbox"/>

2 Select your button configuration: (choose only one)

Each button includes an illuminated indicator to clearly identify the status of the lights. Buttons are engraved as standard with Scene 1, Scene 2 etc. If you require custom text or blank buttons, complete section 3

<p>CLD-6SB/CUSTOM 6 Small buttons</p>  <p>Tick if required <input type="checkbox"/> Enter Quantity <input type="checkbox"/></p>	<p>CLD-4SB-RL/CUSTOM 4 Small buttons, Raise & Lower, On / Off</p>  <p>Tick if required <input type="checkbox"/> Enter Quantity <input type="checkbox"/></p>
<p>CLD-3LB/CUSTOM 3 Large buttons</p>  <p>Tick if required <input type="checkbox"/> Enter Quantity <input type="checkbox"/></p>	<p>CLD-2LB-RL/CUSTOM 2 Large buttons, Raise & Lower, On / Off</p>  <p>Tick if required <input type="checkbox"/> Enter Quantity <input type="checkbox"/></p>
<p>CLD-2LB/CUSTOM 2 Large buttons</p>  <p>Tick if required <input type="checkbox"/> Enter Quantity <input type="checkbox"/></p>	

3 Select custom text or blank buttons

Enter desired text into the text fields below for each button or tick the box for blank buttons next to each button.

First letters will be capitalised
Standard Font: Arial 13pt - Maximum characters: 11

Small Button Sample: Limited to 1 line of engraving per button

Sample Text •

Large Button Sample: Limited to 2 lines of engraving per button

Sample Text •

Sample Text
On 2 Lines •

	Enter desired text for each button	Or tick box for blank buttons
Button 1	<input type="text"/> <input type="text"/>	<input type="checkbox"/> <input type="checkbox"/>
Button 2	<input type="text"/> <input type="text"/>	<input type="checkbox"/> <input type="checkbox"/>
Button 3	<input type="text"/> <input type="text"/>	<input type="checkbox"/> <input type="checkbox"/>
Button 4	<input type="text"/>	<input type="checkbox"/>
Button 5	<input type="text"/>	<input type="checkbox"/>
Button 6	<input type="text"/>	<input type="checkbox"/>

Buttons 4, 5 & 6 only apply when using a small button arrangement

SOP ref. For internal office use.

Please note: When ordering different button configurations and/or different custom lettering, separate forms will need to be used. Charges apply to all custom button orders.

Please send completed form via email to: customerservicecc@cooperlighting.com