

SCI0410

4 Channel x 10 Amp Inductive Lighting Source Controller


Key Features

- 4 x 10 Amp fully rated source controller
- Dims resistive, inductive and low voltage electronic transformer loads (that are compatible with leading edge dimmers)
- Quiet operation
- 128 scene memory
- Multiple choice of circuit protection
- Security door for MCBs
- Optional RCBO per channel
- Fail to full safety feature
- iCAN network inputs
- DMX input option
- Audio Visual Port (RS485)
- Panic/Fire alarm input
- Configuration stored in Non Volatile EEPROM
- Firmware storage in reflashable FLASH memory over iCAN network
- CE compliant to all relevant standards
- Designed and manufactured to ISO9001:2015 standards

Overview

This 4 circuit robust source controller is fully rated for 4 x 10 Amp of continuous inductive lighting loads. Whether used for tungsten, low voltage or cold cathode light sources, this unit will provide reliable service over many years. With a 128 scene integral memory, this device offers multiple control options, to meet the most demanding specifications.

In addition to the iLight connectivity, it also has an audio visual port, and panic/ fire alarm input. It is typically used on its own in small areas that need manageable and controlled light such as board rooms, restaurants and lecture theatres, or as part of a comprehensive network in large building complexes.



Mechanical Data

Weight: 7kg (8kg for D, RCBO & RCBOX versions)

Mains Cable Access:

4 x 25mm, 4 x PG16 and 1 x PG 21 knockouts

Control Cable Access:

1 x 25mm and 1 x PG16 knockouts

Climate Range

Temperature: +2°C to +40°C

Humidity: +5 to 95% non condensing

Control Inputs

Two sets of terminals for the iCANnet™ network

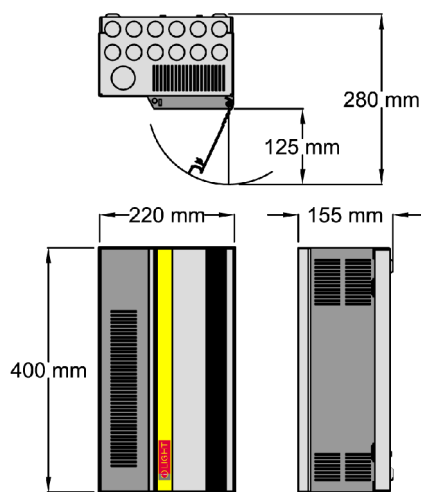
Suitable for Belden 1502

One RJ12 socket for programming the iCANnet™ network

One set of terminals for the Audio Visual Port, RS485

One set of terminals for the panic/fire alarm input

Dimensions



Electrical Data

Maximum Load: 40 Amp single phase @ 40°C

Maximum Channel Current: 10 Amp

Supply: 230 volts +/- 10% 50/60 Hz (optionally, 127 volt 60 Hz)

Protection: 10 amp MCBs Type C, 6KA rated

Options

SCIO410S - Single pole, no isolator

SCIO410N - Neutral disconnect, no isolator

SCIO410D - Double pole, no isolator

SCIO410RCBO - RCBO Breakers with isolator

SCIO410RCBOX - As SCIO410S with isolator (For field fit of RCBOs)

Load Types:

Incandescent 230 volt lamps

Inductive Wire wound (allow for 10% transformer losses)

Leading edge electronic transformers

Cold cathode (Check the iLight help desk for details)

Minimum Load: 20 watts per channel

Dimmed Outputs: 4 x 40 Amp Triacs

Switched Outputs:

The Dimmed outputs may be configured as switches, for non-dimmed loads. They require a minimum load of 30mA for them to latch. Before connecting discharge lamps, consult the iLight help desk.

Terminal Sizes:

Incoming supply, max' cable size: 10mm²

Loads, max' cable size: 1 x 4mm² or 2 x 2.5mm² per circuit

iCANnet™ network cable size: 5 x 1mm²

Audio Visual Port: RS485 2 x 1mm²

Panic/fire alarm input: 2 x 1mm²

Memory:

FLASH memory to be able to upgrade firmware

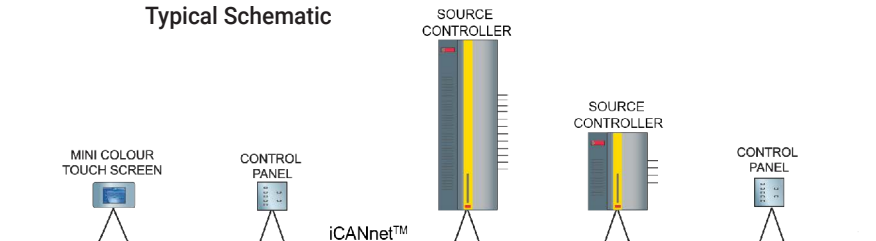
EEPROM for 128 scene memory

Fade Times: 0.1 seconds to 60 minutes

Mains Stabilisation: 50:1

Other Inductive Source Controllers: SCIO405, SCIO805, SCIO1205, SCIO1210, SCIO1220 and the SCMI0402.

Typical Schematic



Contact Us

+44 (0)1923 495495

enquiries@iLight.co.uk

www.iLight.co.uk

Cooper Lighting Solutions
20 Greenhill Crescent,
Watford Business Park,
Watford, Herts, WD18 8JA. UK

© 2020 Cooper Lighting Solutions
All Rights Reserved

SCIO410 Rev9 0520

Changes to the products, to the information contained in this document, and to prices are reserved; so are errors and omissions.

iLight is a registered trademark.

All other trademarks are property of their respective owners.