

EN3-SCMH1210

12 Channel x 10 Amp Digital Dimming & Switching Controller

Key Features

- 120 Amp total box load on 12 circuits
- Broadcast DALI, DSI or 1-10V control
- 128 scene memory
- Fail to full safety feature
- iCAN network inputs
- Panic/Fire alarm input
- Configuration stored in Non Volatile EEPROM
- Firmware storage in reflashable FLASH memory over iCAN network
- All metal construction
- Lockable hinged door
- Front panel and door ventilation
- CE & UKCA compliant to all relevant standards
- Designed and manufactured to ISO9001 standard



Overview

This compact digital dimming and switching controller provides 12 switched power circuits with 12 channels of scene set dimming for Broadcast DALI, DSI or 1-10V control. Its 10 Amp power relays make it suitable for independent non-dimmable loads as well.

Typical applications include the bulk dimming of DALI or 1-10V connected luminaires where power switching is also required. This is particularly desirable in medium to larger spaces that need manageable and controlled light, such as open plan offices, auditoria circulation lobbies, or as part of a comprehensive network in large building complexes.

The knockouts to the top of the enclosure have been designed to line up with any of the original iLight source controllers making replacement quick and easy in a retrofit environment.

A dedicated knockout is provided for iCANnet™ connection to the EN3-SCMH1210 and several accessories are available to aid the installer in connection of the iCANnet network.

Mechanical Data

Weight: 11.2 kg

Mains Cable Access:

6 x 25.5mm/M25 knockout & 1 x 38.3mm/PGx knockout

Control Cable Access:

1 x 25.5mm/M25 knockout

Climate Range:

Temperature: +2°C to +50°C

Humidity: +5 to 95% non condensing

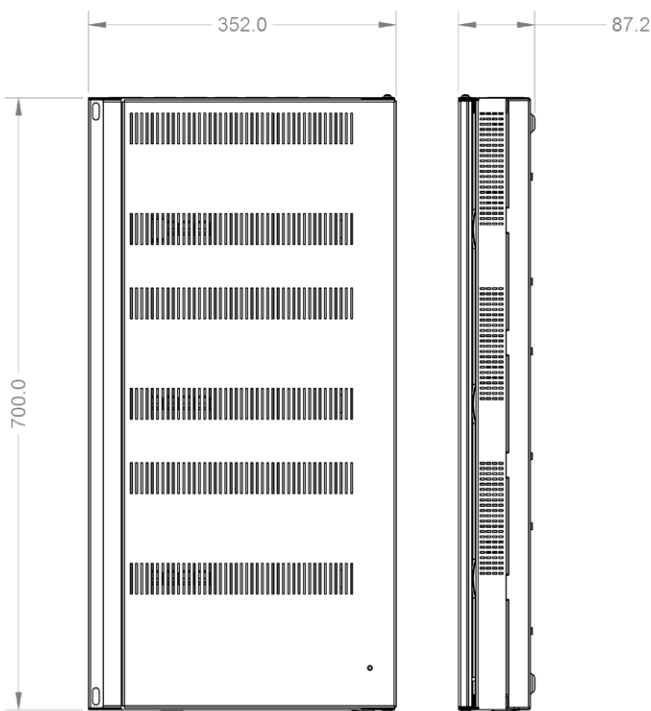
Accessories

The optional landing card provides connection of the iCANnet™ Network to the internal panel network and a point of disconnection. M4 Threaded posts are provided as standard to support the installation of this optional card.

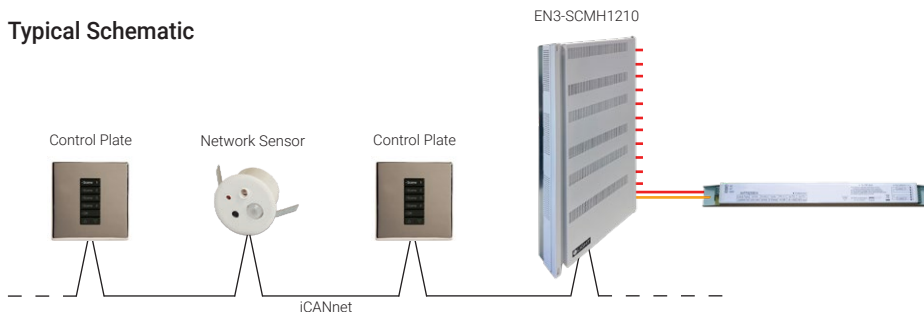
ENACC-LND-INT - iLight DIN Rail Enclosure - iCANnet Landing Card

ENACC-PRG-INT - iLight DIN Rail Enclosure - iCANnet Programming Port

Dimensions



Typical Schematic



Electrical Data

Supply: 120 – 277V AC +/-10%, 50/60 Hz

Maximum Load: 100 Amp single phase @ 50°C

Maximum Channel Current: 10 Amp

Load Protection: 12 x 10A MCB

Control Protection: 2 x 6A MCB

Integral iLight Network Power Supply: 15V 1000mA

Terminal Sizes: Neutral: 2 x 25mm² & 13 x 16mm²
 Earth: 2 x 25mm² & 13 x 16mm²
 Channel terminals: 2 x 10mm² per channel
 iCANnet™ input/output screw terminals: 5 x 1mm²
 DALI input screw terminals: 2 x 2.5mm²
 Alarm input screw terminals: 3 x 2.5mm²

Installation: Installation must be carried out by a suitably qualified electrician.

Load Data

Load Types:

DALI (Broadcast)

DSI

0-10V

1-10V

Dimmed Outputs:

DALI (Broadcast), source, 100 mA per channel

DSI, source, 100 mA per channel

0-10V, source, 50 mA per channel

1-10V, sink, 50 mA per channel

Switched Outputs:

12 x 230v 10 Amp (inductive or resistive)

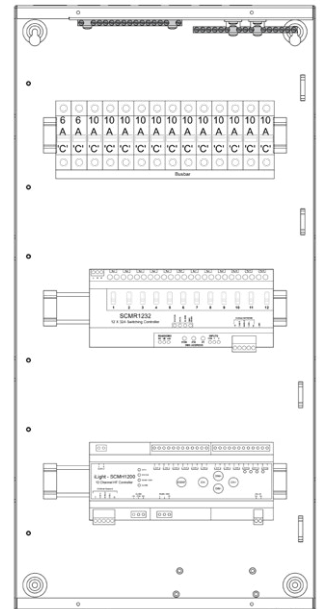
Control Data

Control: Via iLight network connection or DALI

Recommended Network Cable: iCANnet™ Network Cable

Programming: Via Device Editor software

Internal View



Contact Us

+44 (0)1923 495495

enquiries@iLight.co.uk

www.iLight.co.uk

iLight

A brand of Signify
 Usk House, Llantarnam Park
 Cwmbran, NP44 3HD, UK

Changes to the products, to the information contained in this document, and to prices are reserved; so are errors and omissions.

© 2022 Signify Holding
 All Rights Reserved

iLight is a registered trademark.
 All other trademarks are property of their respective owners.

EN3-SCMH1210 Rev3 1121



FM 727924