






Name: _____	Company: _____
Project Name: _____	Address: _____
Telephone Number: _____	_____
Fax Number: _____	Completed By: _____
Email Address: _____	Date: _____

**1 Select your colour:** (choose only one)

White (W)	Black (B)
<input type="checkbox"/>	<input type="checkbox"/>

**2 Select your button configuration:** (choose only one)

Each button includes an illuminated indicator to clearly identify the status of the lights. Buttons are engraved as standard with Scene 1, Scene 2 etc. If you require custom text or blank buttons, complete section 3

<p><b>CLD-6SB/CUSTOM</b> 6 Small buttons</p>  <p>Tick if required <input type="checkbox"/> Enter Quantity <input type="checkbox"/></p>	<p><b>CLD-4SB-RL/CUSTOM</b> 4 Small buttons, Raise &amp; Lower, On / Off</p>  <p>Tick if required <input type="checkbox"/> Enter Quantity <input type="checkbox"/></p>
<p><b>CLD-3LB/CUSTOM</b> 3 Large buttons</p>  <p>Tick if required <input type="checkbox"/> Enter Quantity <input type="checkbox"/></p>	<p><b>CLD-2LB-RL/CUSTOM</b> 2 Large buttons, Raise &amp; Lower, On / Off</p>  <p>Tick if required <input type="checkbox"/> Enter Quantity <input type="checkbox"/></p>
<p><b>CLD-2LB/CUSTOM</b> 2 Large buttons</p>  <p>Tick if required <input type="checkbox"/> Enter Quantity <input type="checkbox"/></p>	

**3 Select custom text or blank buttons**

Enter desired text into the text fields below for each button or tick the box for blank buttons next to each button.

First letters will be capitalised  
Standard Font: Arial 13pt - Maximum characters: 11

**Small Button Sample:** Limited to 1 line of engraving per button

Sample Text •

**Large Button Sample:** Limited to 2 lines of engraving per button

Sample Text •

Sample Text  
On 2 Lines •

	Enter desired text for each button	Or tick box for blank buttons
<b>Button 1</b>	<input type="text"/> <input type="text"/>	<input type="checkbox"/> <input type="checkbox"/>
<b>Button 2</b>	<input type="text"/> <input type="text"/>	<input type="checkbox"/> <input type="checkbox"/>
<b>Button 3</b>	<input type="text"/> <input type="text"/>	<input type="checkbox"/> <input type="checkbox"/>
<b>Button 4</b>	<input type="text"/>	<input type="checkbox"/>
<b>Button 5</b>	<input type="text"/>	<input type="checkbox"/>
<b>Button 6</b>	<input type="text"/>	<input type="checkbox"/>

Buttons 4, 5 & 6 only apply when using a small button arrangement

SOP ref. For internal office use.

**Please note:** When ordering different button configurations and/or different custom lettering, separate forms will need to be used. Charges apply to all custom button orders.

**Please send completed form via email to: [customerservicecc@signify.com](mailto:customerservicecc@signify.com)**