



Kensington

Kensington Control Panel Range

Key Features

- Designed to match Hamilton Hartland CFX Series
- 4 standard finishes plus custom finishes available to order
- Up to 10 buttons per panel
- White LED indication on each button
- All button functions are programmable - inc. 16 sequences
- Engraving options on buttons or plate
- Hidden RJ12 programming socket or IR receiver option in place of button 10
- Configuration stored in Non Volatile EEPROM
- Firmware storage in reflashable FLASH memory over iCAN network
- Configurable start up mode
- CE compliant to all relevant standards
- Designed and manufactured to ISO9001:2015 standards



Overview

These control panels provide the interface between the user and the remote dimmer or ballast power control devices connected together using the iLight control network. Installed in standard single gang UK style electrical wallboxes and connected by LV cable, these versatile units can be installed in any chosen position to suit the layout.

Control panels perform a number of tasks. Buttons allow users to select lighting scenes, raise or lower levels, or select any other programmed system function including sequences. Multiple control plates may be used in each area and will communicate with each other to always show the function selected irrespective of which control plate selected it. Plates with the program function activated will allow lighting scenes to be re-programmed locally when required.

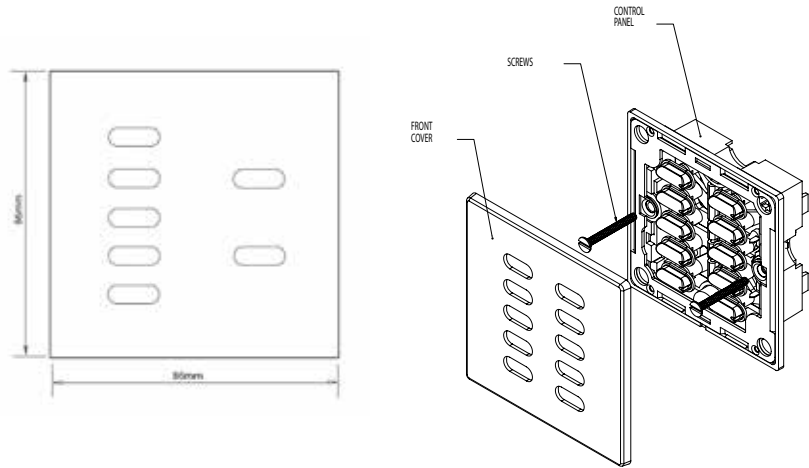


Button Functions

- Scene selection
- Scene raise/lower
- Channel raise/lower
- Toggle on/off
- Toggle raise/lower
- True off
- Open/close (for curtains or blinds)
- Raise/lower (for motorized screens)
- Task (start/stop a sequence)

Infra Red Receiver - When fitted takes place of bottom button

Dimensions



Mechanical Data

Control Cable Access:

Standard UK wallbox, 35mm deep minimum (not supplied).

Standard European backbox, 40mm deep minimum (not supplied)

Temperature: +2°C to +40°C

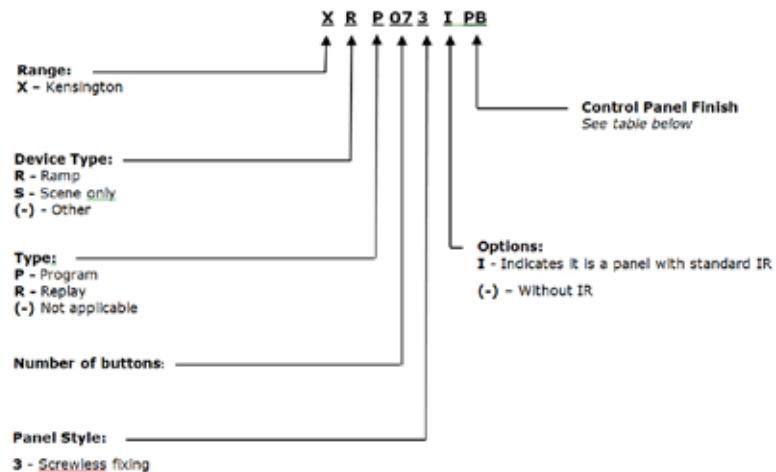
Humidity: +5 to 95% non condensing

Control Inputs:

One set of terminals for the iLight iCANnet™ network

Recommended cable: Belden 1502

Ordering Codes



PB	Polished Brass	BS	Brushed Stainless Steel	BC	Bright Chrome
W	White (Ral 9106)				

Call for a quote on these other finishes:
SB - Satin Brass BB - Brushed Antique Brass BK - Black Nickel B - Black

Electrical Data

Supply: +12V (via iCANnet™ cable)

Terminal Sizes:

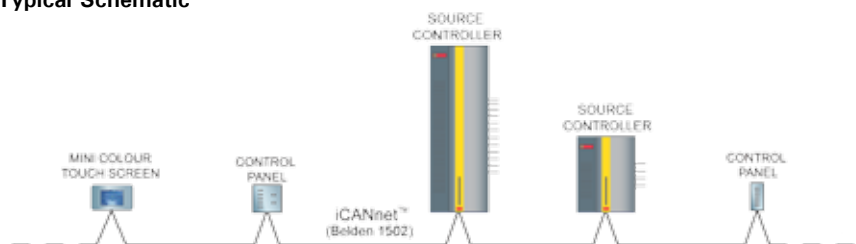
Network cable size: 5 x 1mm²

Memory:

FLASH memory to be able to upgrade firmware

EEPROM for program and sequence memory

Typical Schematic



Contact your local Eaton office

T: +44 (0)1923 495495 F: +44 (0)1923 228796
E: enquiries@iLight.co.uk www.iLight.co.uk

Eaton Lighting Systems
20 Greenhill Crescent,
Watford Business Park,
Watford, Herts, WD18 8JA. UK
eatonlightingsystems.com

© 2018 Eaton
All Rights Reserved

Document No: KENSINGTON Rev5 0318

Changes to the products, to the information contained in this document, and to prices are reserved; so are errors and omissions.

Eaton is a registered trademark.

All other trademarks are property of their respective owners.

EATON

Powering Business Worldwide

CE

