



CLASSIC

Classic Control Panel Range

Key Features

- Designed to match Wandsworth Series 2 or Series 3 metal Panels with 15 finishes available
- Other special finishes to order
- Up to 10 buttons per panel (single gang) or 20 buttons (double gang)
- Buttons have integral indication of active button
- Blue LED indication on each button
- All button functions are programmable - includes 8 sequences
- Engraving options on buttons or plate
- Hidden RJ12 programming socket or IR receiver option in place of button 10
- Keyswitch option
- Configuration stored in Non Volatile EEPROM
- Firmware storage in reflashable FLASH memory over iCAN network
- Configurable start up mode
- CE compliant to all relevant standards
- Designed and manufactured to ISO9001:2008 standards



Overview

These control panels provide the interface between the user and the remote dimmer. Installed in standard single or double gang UK style electrical wallboxes and connected to the dimmer by LV cable, these versatile units can be installed in any chosen position to suit the layout.

Control Panels perform a number of tasks. Their buttons allow users to select lighting scenes, raise or lower levels, or select any other programmed system function. If the Program function is set, they allow lighting scenes to be programmed locally, and their RJ12 socket, when connected to a suitable iCANsoft™ computer, allows full remote access to the whole iLight network. It is possible to have more than one control panel in an area. When used in this way the indicators in the buttons will show which function is selected in the area irrespective of which control panel activated it.



Button Functions

- Scene selection
- Scene raise/lower
- Channel raise/lower
- Toggle on/off
- Toggle raise/lower
- True off
- Open/close (for curtains or blinds)
- Raise/lower (for motorized screens)
- Task (start/stop a sequence)

Infra Red Receiver - When fitted takes place of bottom button

Mechanical Data

Control Cable Access: via standard 35mm deep UK wallbox – not provided

Temperature: +2°C to +40°C

Humidity: +5 to 95% non condensing

Control Inputs: One set of terminals for the iLight iCANnet™ network

Suitable for Belden 1502

Electrical Data

Supply: +12V (via iCANnet™ cable)

Terminal Sizes:

iLight network cable size: 5 x 1mm²

Memory:

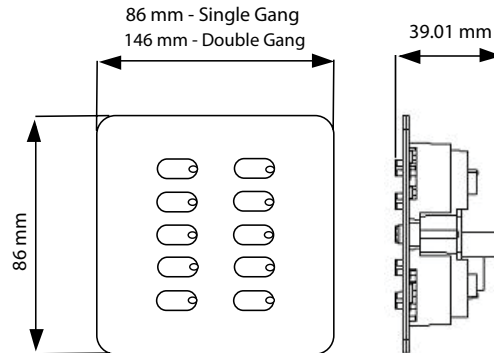
FLASH memory to be able to upgrade firmware

EEPROM for program and sequence memory

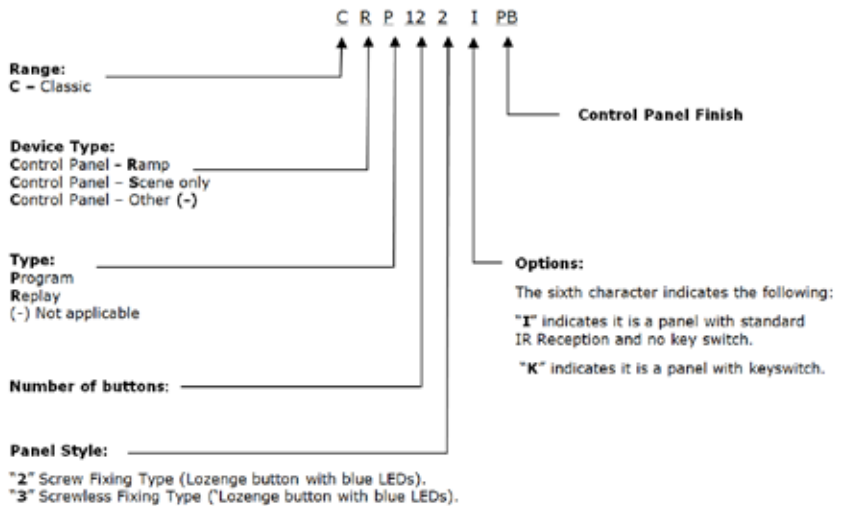
Double Gang Examples



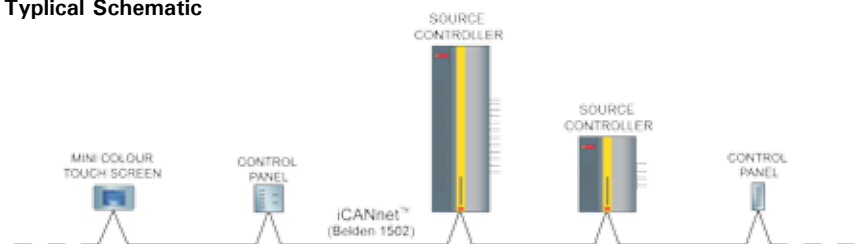
Dimensions



Ordering Codes



Typical Schematic



Contact your local Eaton office

20 Greenhill Crescent, Watford Business Park,
Watford, Herts, WD18 8JA. UK
T: +44 (0)1923 495496 F: +44 (0)1923 228796
E: enquiries@iLight.co.uk www.iLight.co.uk

Eaton Lighting Systems
20 Greenhill Crescent,
Watford Business Park,
Watford, Herts, WD18 8JA. UK
eatonlightingsystems.com

© 2017 Eaton
All Rights Reserved

Document No: CLASSIC Rev9 1115

Changes to the products, to the information contained in this document, and to prices are reserved; so are errors and omissions.

Eaton is a registered trademark.

All other trademarks are property of their respective owners.



Powering Business Worldwide

